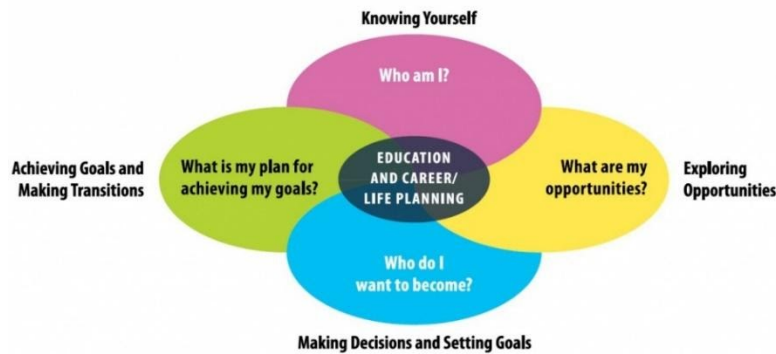




IPP- Individual Pathway Plan (Grade 9)

The IPP is a planning tool for you to use as you move through high school towards your post-secondary destination. The information collected in the IPP can also be used to create resumes, discover your learning styles, search career opportunities, and explore post-secondary programs. Completing an IPP each year helps you make the right course selections and will guide you toward your future pathway.



Step 1: Log In to MyBlueprint:

- Go to www.myBlueprint.ca/ddsb
- Click 'School Account Log In'
- Enter your school email/username and password

[Log In](#) [Sign Up](#)



Welcome Back

[School Account Log In](#)

[QR Code Login](#)

Or

Username/Email

Password

[Forgot Password?](#)

[Log In](#)

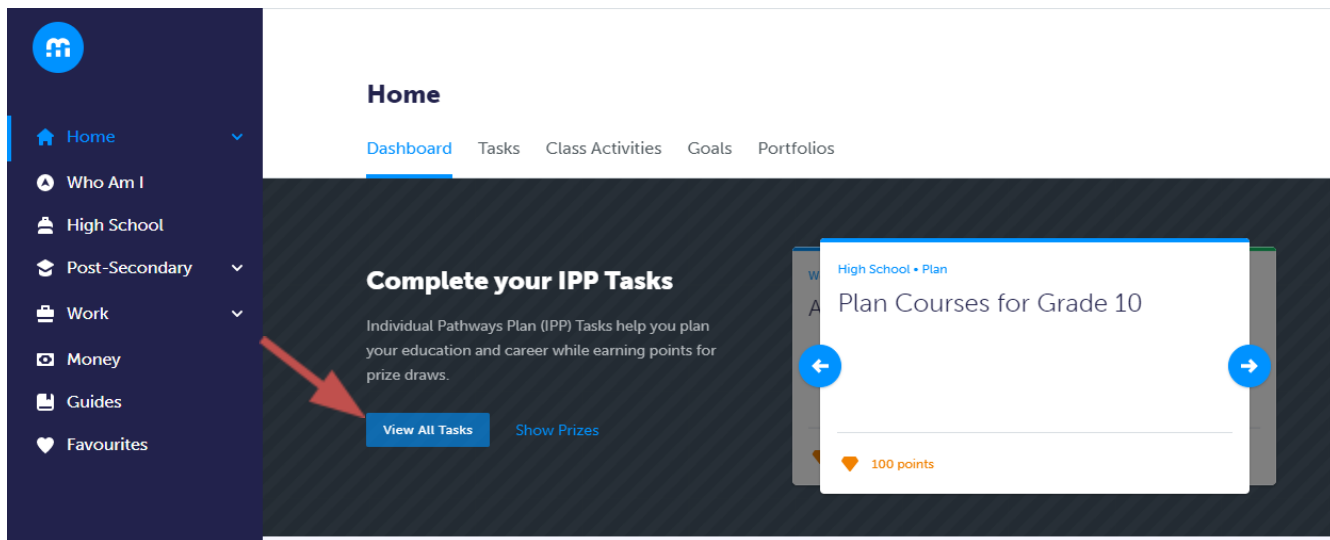
What is Education Planner?

Educational Planner is about YOU! It's a student driven, career/life planning program with an interactive digital portfolio.

Why use a Digital Portfolio?

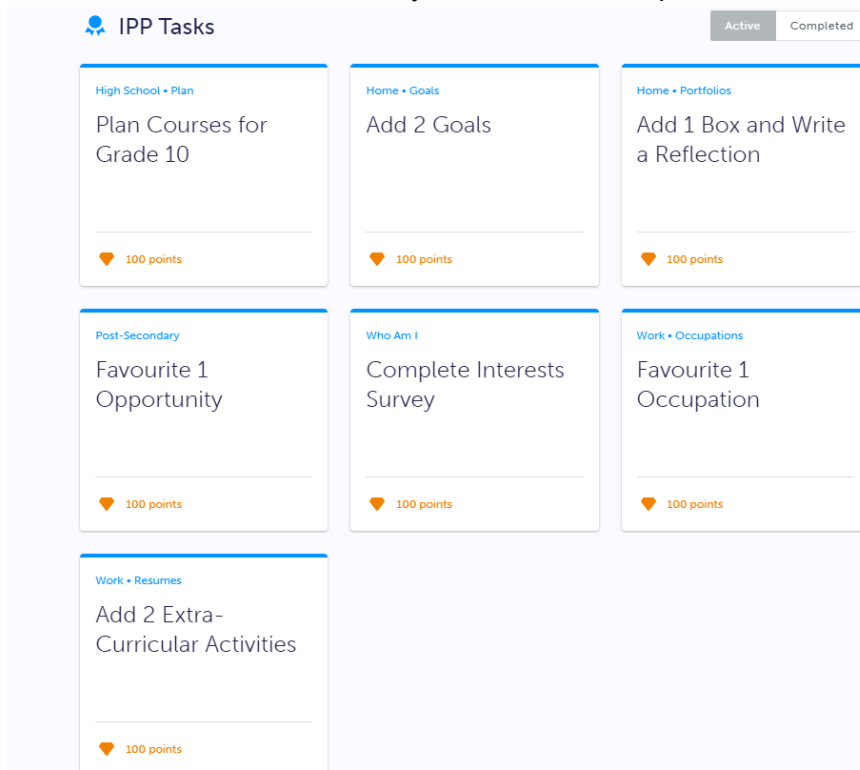
Portfolios are yours to own. You control the creation, content and reflection. Your portfolio tracks your growth, promotes communication and can be shared with anyone. The portfolio can be accessed on the dashboard.

Step 2: Select 'View All Tasks'

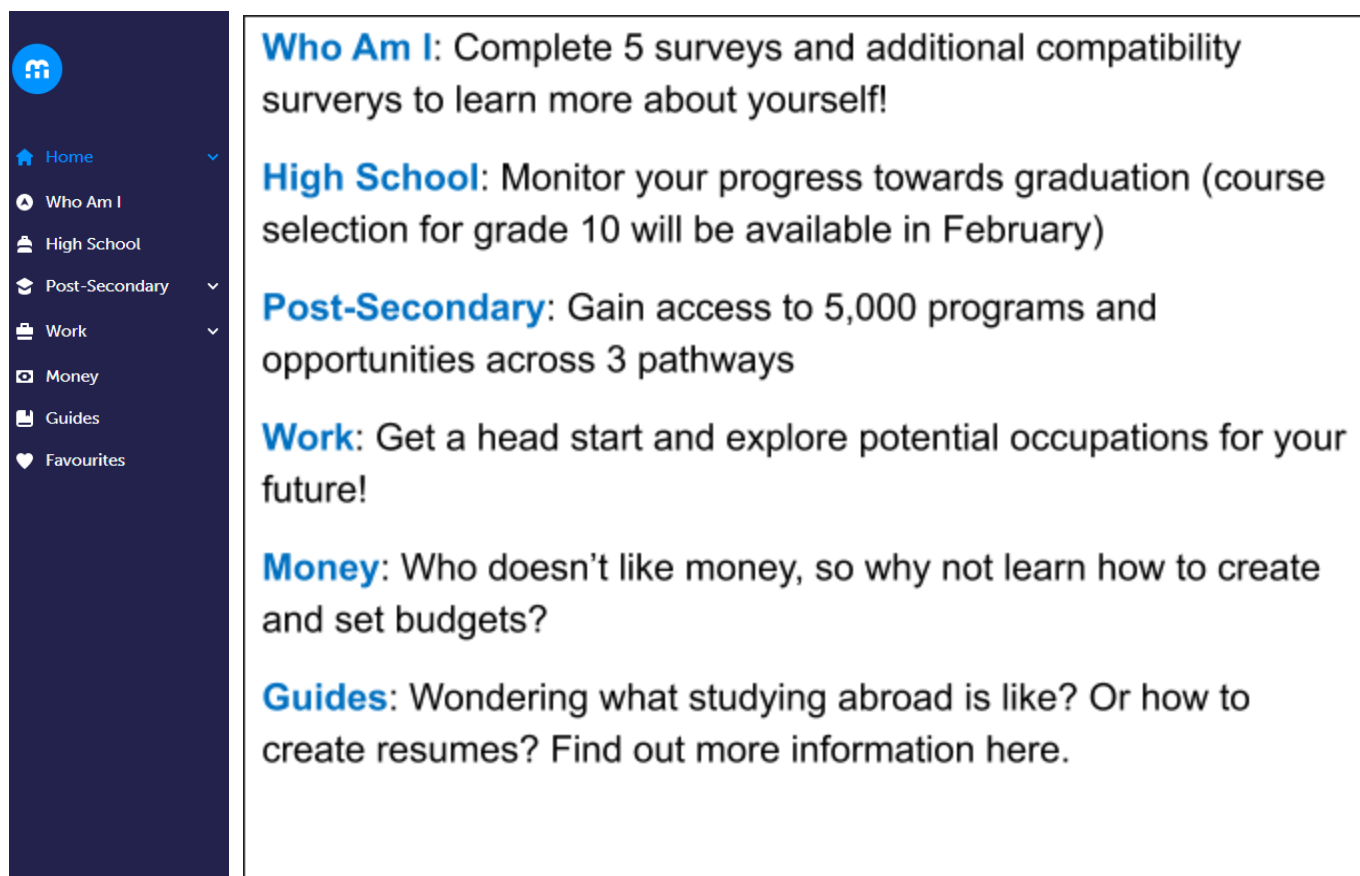


Step 3: Complete IPP Tasks

Complete the activities listed below, starting with the Interests Survey. Do not complete Plan Courses for Grade 10 yet, as this will be done in February after a Guidance presentation and Parents' Info Session.



Step 4: Further Explore my Blueprint



The image shows a dark blue navigation sidebar on the left with a white profile icon at the top. Below the icon are menu items: Home (with a house icon and a dropdown arrow), Who Am I (with a person icon), High School (with a school icon), Post-Secondary (with a graduation cap icon and a dropdown arrow), Work (with a briefcase icon and a dropdown arrow), Money (with a dollar sign icon), Guides (with a document icon), and Favourites (with a heart icon). The main content area on the right is white and contains several paragraphs of text, each starting with a bold blue heading followed by a description.

Who Am I: Complete 5 surveys and additional compatibility surveys to learn more about yourself!

High School: Monitor your progress towards graduation (course selection for grade 10 will be available in February)

Post-Secondary: Gain access to 5,000 programs and opportunities across 3 pathways

Work: Get a head start and explore potential occupations for your future!

Money: Who doesn't like money, so why not learn how to create and set budgets?

Guides: Wondering what studying abroad is like? Or how to create resumes? Find out more information here.