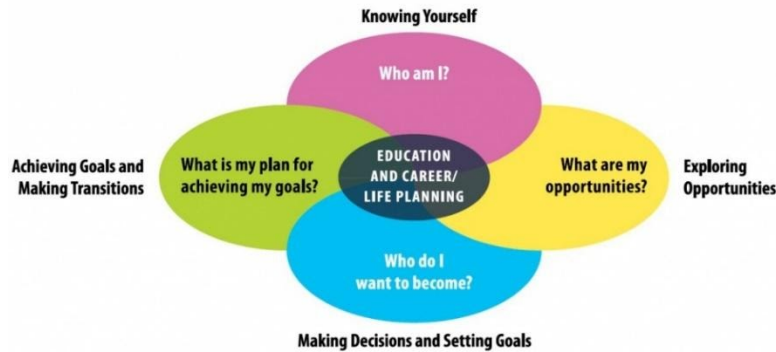




IPP- Individual Pathway Plan (Grade 11)

The IPP is a planning tool for you to use as you move through high school towards your post-secondary destination. The information collected in the IPP can also be used to create resumes, discover your learning styles, search career opportunities, and explore post-secondary programs. Completing an IPP each year helps you make the right course selections and will guide you toward your future pathway.



Step 1: Log In to MyBlueprint:

- Go to www.myBlueprint.ca/ddsb
- Click 'School Account Log In'
- Enter your school email/username and password

Log In Sign Up



Welcome Back

School Account Log In

QR Code Login

Or

Username/Email

Username/Email

Password

[Forgot Password?](#)

Password

Log In

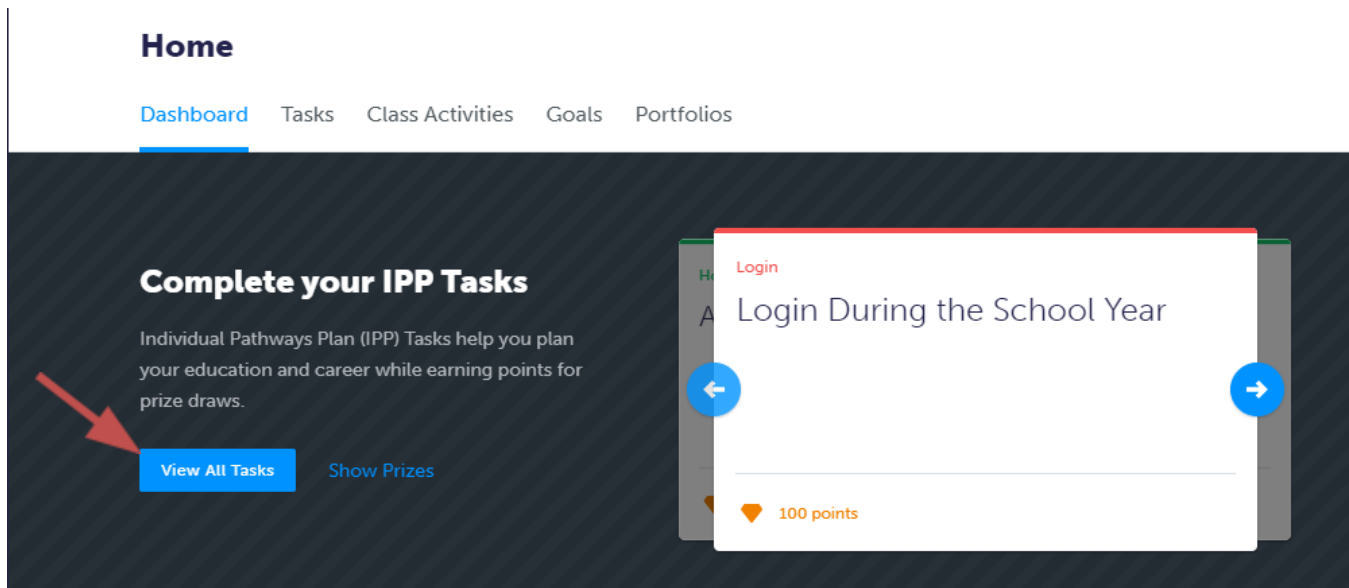
What is Education Planner?

Educational Planner is about YOU! It's a student driven, career/life planning program with an interactive digital portfolio.

Why use a Digital Portfolio?

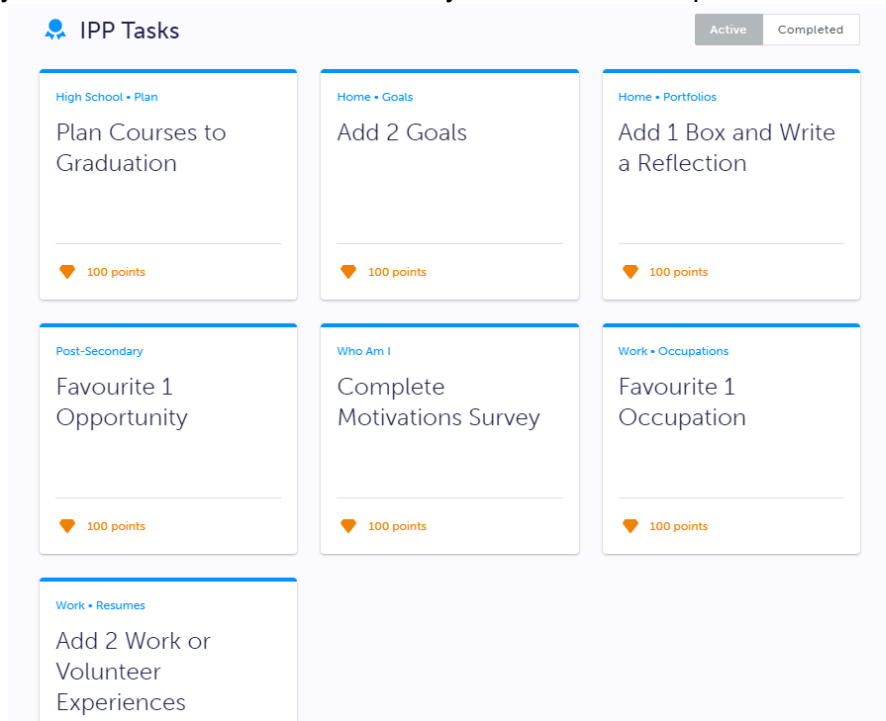
Portfolios are yours to own. You control the creation, content and reflection. Your portfolio tracks your growth, promotes communication and can be shared with anyone. The portfolio can be accessed on the dashboard.

Step 2: Select 'View All Tasks'



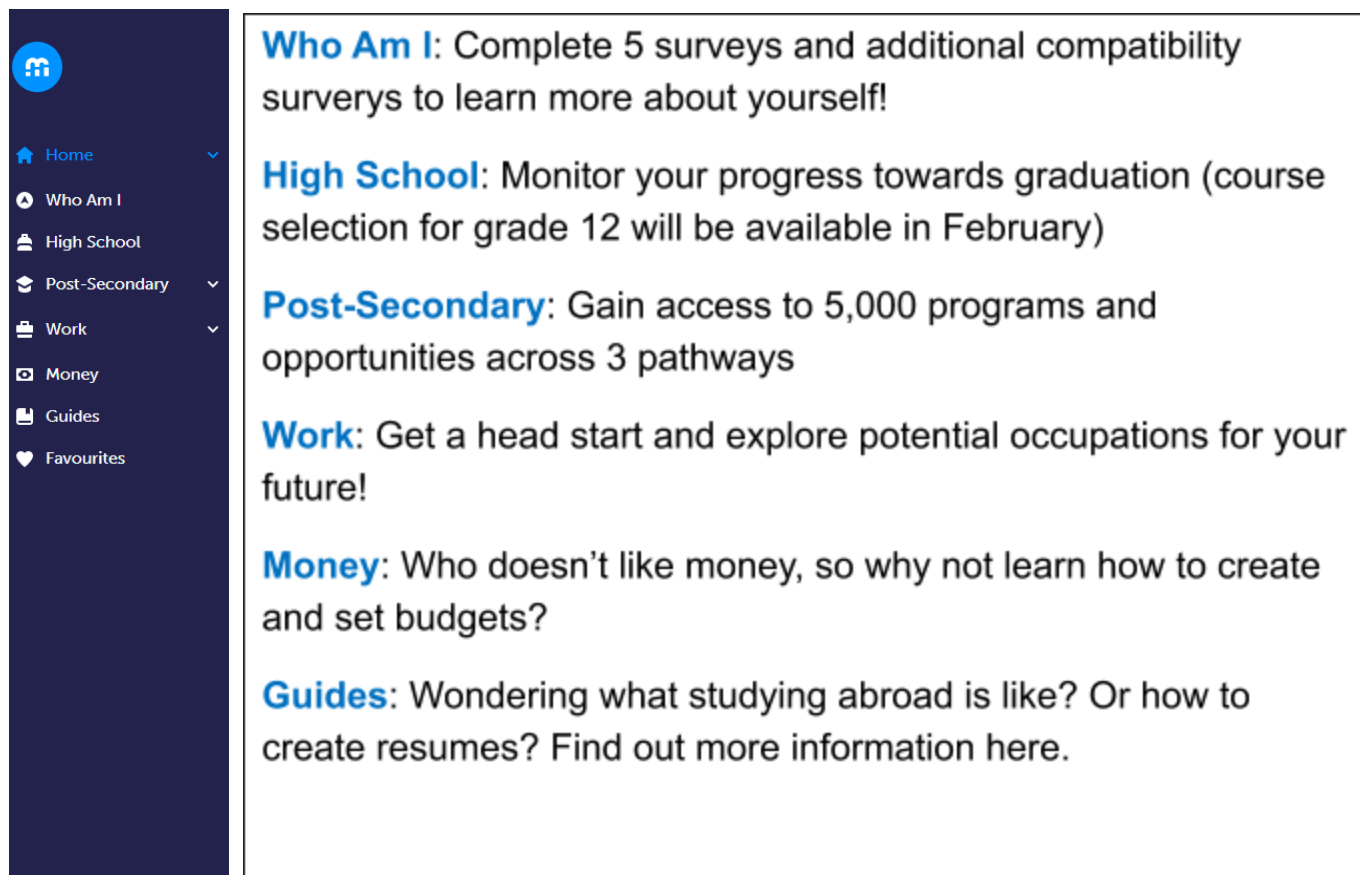
Step 3: Complete IPP Tasks

Complete the activities listed below, starting with the Motivations Survey. Do not complete Plan Courses to Graduation yet, as this will be done in February after a Guidance presentation and Parents' Info Session.



Category	Task	Points
High School • Plan	Plan Courses to Graduation	100 points
Home • Goals	Add 2 Goals	100 points
Home • Portfolios	Add 1 Box and Write a Reflection	100 points
Post-Secondary	Favourite 1 Opportunity	100 points
Who Am I	Complete Motivations Survey	100 points
Work • Occupations	Favourite 1 Occupation	100 points
Work • Resumes	Add 2 Work or Volunteer Experiences	100 points

Step 4: Further Explore my Blueprint



The image shows a dark blue navigation sidebar on the left with a white profile icon at the top. Below the icon are menu items: Home (with a house icon), Who Am I (with a person icon), High School (with a graduation cap icon), Post-Secondary (with a graduation cap icon), Work (with a briefcase icon), Money (with a dollar sign icon), Guides (with a document icon), and Favourites (with a heart icon). Each item has a small downward arrow to its right. The main content area on the right is white and contains six paragraphs, each starting with a bold blue heading followed by a description.

Who Am I: Complete 5 surveys and additional compatibility surveys to learn more about yourself!

High School: Monitor your progress towards graduation (course selection for grade 12 will be available in February)

Post-Secondary: Gain access to 5,000 programs and opportunities across 3 pathways

Work: Get a head start and explore potential occupations for your future!

Money: Who doesn't like money, so why not learn how to create and set budgets?

Guides: Wondering what studying abroad is like? Or how to create resumes? Find out more information here.